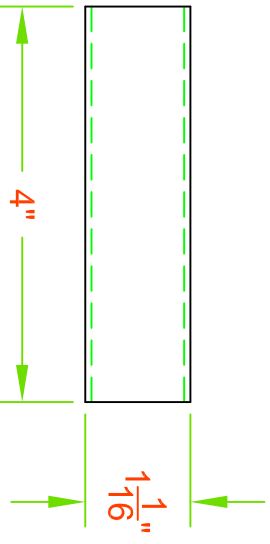
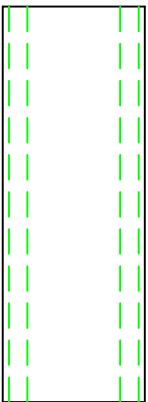
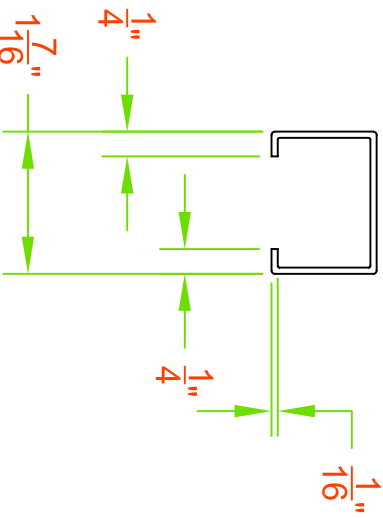
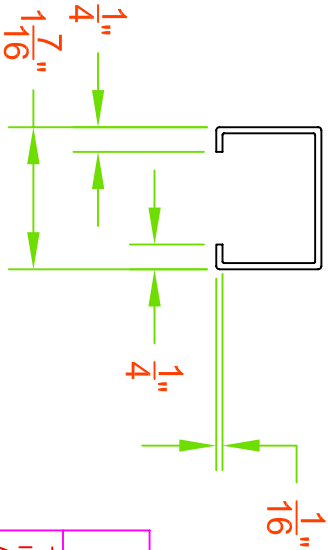


[STANDARD LENGTH]



[FOR SPECIAL CURVES]



MATERIAL: PAINTED STEEL

AUTOMATIC DEVICES COMPANY
2121 S. 12TH ST. ALLENTOWN, PA 18103

THIS DRAWING HAS BEEN PREPARED AS A SERVICE TO OUR CUSTOMER AND IS INTENDED ONLY TO BE SUGGESTIVE IN NATURE AND IS NOT TO BE USED AS AN ACTUAL INSTALLATION DRAWING. PREVAILING JOB CONDITIONS AND ACCEPTED PRACTICES MUST BE TAKEN INTO ACCOUNT WHEN THE EQUIPMENT IS INSTALLED.

SIZE	DATE	CUBICLE TRACK	REV
A	05/07/10	SERIES	
DRAWN BY	APPROVED BY	DESCRIPTION	
DJL		SPICING CLAMP	
SCALE 1/2"=1"	SHEET 1 OF 1	DWG NO. P-1124-98	

NOTE: 1124 TRACK CAN EITHER BE 8" OR 4" IN LENGTH; 4" SECTIONS USED FOR SPECIAL CURVED TRACKS ONLY, 8" IS STANDARD LENGTH